


Bently Nevada 81545-01

XDCR I/O and Record Terminals / Dual Epoxy Relays Module



\$395.00

In Stock

Qty Available: 1

New From Surplus Stock

Open Web Page

<https://www.artisanng.com/85553-2>

All trademarks, brandnames, and brands appearing herein are the property of their respective owners.



Your **definitive** source
for quality pre-owned
equipment.

Artisan Technology Group

(217) 352-9330 | sales@artisanng.com | artisanng.com

- Critical and expedited services
- In stock / Ready-to-ship

- We buy your excess, underutilized, and idle equipment
- Full-service, independent repair center

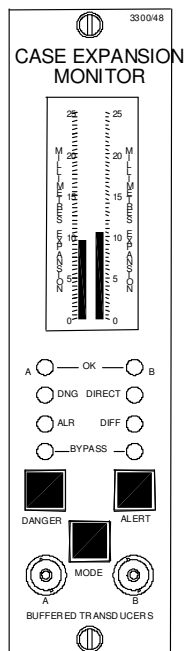
Artisan Scientific Corporation dba Artisan Technology Group is not an affiliate, representative, or authorized distributor for any manufacturer listed herein.

3300/48 Case Expansion Monitor

Bently Nevada™ Asset Condition Monitoring

Description

The 3300/48 Case Expansion Monitor uses two dc Linear Variable Differential Transformers (LVDTs) to measure casing growth relative to the machine foundation. The monitor measures the difference between the transducers and provides two digitally adjustable alarm setpoints for the measurement. Additionally, two display modes are possible: two independent channels of case expansion, or the differential measurement between the two channels. Alarms are available only in the Differential mode.



imagination at work

Specifications and Ordering Information
Part Number 141510-01
Rev. F (06/07)

Page 1 of 6

Specifications

Inputs

Signal:

Accepts two dc LVDT transducer signals.

Input

Impedance:

1.0 M Ω .

Signal Scale

Factor:

Jumper-selectable for 10 mV/mil,
9 mV/mil, or
3.5 mV/mil.

Power

Consumption:

Nominal consumption of 1.5
watts.

Signal Conditioning

Accuracy:

Within $\pm 0.33\%$ of full-scale
typical, $\pm 1\%$ maximum.

Specified at ambient temperature
of $+25^{\circ}\text{C}$ ($+77^{\circ}\text{F}$).

Outputs

Recorder:

User-programmable for +4 to +20
mA, 0 to -10 Vdc, or +1 to +5 Vdc.
Voltage or current outputs are
proportional to programmed
monitor full-scale. Recorders can
be jumper-programmed for either
two channels of direct
measurement or one channel of
differential measurement. Monitor
operation is unaffected by short
circuits on the recorder outputs.

Recorder accuracy (in addition to signal conditioning accuracy):

All specified at $+25^{\circ}\text{C}$ ($+77^{\circ}\text{F}$).

+4 to +20 mA: $\pm 0.7\%$ of signal,
 ± 0.09 mA offset.

+1 to +5 Vdc: $\pm 1.1\%$ of signal, ± 10
mV offset.

0 to -10 Vdc: $\pm 1.1\%$ of signal, ± 15
mV offset.

Output Impedance (voltage outputs):

100 Ω . Minimum load resistance
is 10 k Ω .

Voltage Compliance (current outputs):

0 to +12 Vdc range across load.
Load resistance is 0 to 600 Ω
when using +4 to +20 mA option.

Buffered Transducer Outputs:

One coaxial connector per
transducer on the front panel and
one terminal connection per
channel on the rear panel. All are
short circuit protected.

Output Impedance:

100 Ω .

Transducer Supply Voltage:

-24 Vdc voltages are current
limited per channel on individual
monitor circuit board.

Alarms

Alarm Setpoints (only in Differential mode):

Both alarms (Alert and Danger)
are digitally adjustable from 0 to
100% of full-scale and can be set
within LCD resolution ($\pm 1.6\%$ of
full-scale) to a desired level. Once

set, alarms are repeatable within $\pm 0.4\%$ of full-scale.

Relay Modules

Location:

One relay module can be installed behind each monitor. At least one alarm relay module must be ordered with each 3300 System.

Display

Meter:

Nonmultiplexing vertical bargraph type Liquid Crystal Display (LCD). 63 individual LCD segments per channel. LCD also displays error codes and monitor's ADJUST mode.

Resolution:

Within $\pm 1.6\%$ of monitor full-scale.

Size:

83 mm (3.2 in), vertical dimension.

LED Indicators

OK:

One constant ON green LED per channel to indicate OK condition of monitor, transducers, and field wiring. Constant OFF indicates NOT OK condition or channel Bypassed (red Bypass LED will be ON). OK LED flashing at 1 Hz indicates transducer has been NOT OK but is now OK. OK LED flashing at 5Hz indicates error code(s) stored in memory.

Alarm:

Two red LEDs per channel indicate alarm status (independent Alert and Danger LEDs for each channel). Flashing alarm LED indicates First Out (independent for Alert and Danger alarms).

Bypass:

Two red LEDs indicate status of Danger Bypass and Rack / Channel Bypass functions.

Environmental Limits

Operating

Temperature:

0°C to +65°C (+32°F to +150°F).

Storage

Temperature:

-40°C to +85°C (-40°F to +185°F).

Relative

Humidity:

To 95%, noncondensing.

CE Mark Directives

EMC Directive

Certificate of Conformity: 158710

Low Voltage

Directive

Certificate of Conformity: 135300

Hazardous Area Approvals

CSA/NRTL/C

Class I, Div 2

Groups A, B, C, D

T4 @ Ta = +65 °C

Certification Number

150368 – 1002151 (LR 26744)

ATEX

 II 3 G

EEx nC[L] IIC

T4 @ Ta = -20°C to +60°C

When installed per document number 132577-01.

Certification Number

BN26744C-55A

Specifications and Ordering Information
Part Number 141510-01
Rev. F (06/07)

Physical

Space

Requirements:

One rack position (any position except 1 and 2 which are reserved for the Power Supply and System Monitor, respectively).

Weight:

1 kg (2.2 lbs.).

Ordering Information

For spares, order the complete catalog number as described below. This includes a front panel assembly, monitor PWAs with sheet metal, and appropriate relay module. This unit is optioned, tested and ready to install in your system. Spare relay modules can be ordered separately.

Case Expansion Monitor

3300/48-AXX-BXX-CXX-DXX

A: Full-scale Range Option

- 01** 0 - 1 in. (Requires 1 in. LVDT)
- 02** 0 - 25 mm (Requires 1 in. LVDT)
- 03** 0 - 2 in. (Requires 2 in. LVDT)
- 04** 0 - 50 mm (Requires 2 in. LVDT)
- 05** 0 - 4 in. (Requires 4 in. LVDT)
- 06** 0 - 100 mm (Requires 4 in. LVDT)

B: Transducer Input Option

- 01** 1 in. LVDT (9 mV/mil)
- 02** 2 in. LVDT (10 mV/mil)
- 03** 4 in. LVDT (3.5 mV/mil)

Note: Refer to our Case Expansion Transducer System for dc LVDTs.

C: Alarm Relay Option

- 00** No Relays
- 01** Epoxy-sealed
- 02** Hermetically-sealed
- 04** Spare Monitor-No SIM/SIRM

Note: At least one relay module must be ordered with each 3300 System. If one common relay module per system has been ordered, all other monitors of this type will be jumper-programmed at the factory to activate relay bus one.

D: Agency Approval Option

- 00** Not required
- 01** CSA/NRTL/C

Note: CSA/NRTL/C option is only available with relays when the monitor is ordered in a system.

Spare Relay Module Assemblies

81544-01

No Relays

81545-01

Dual Epoxy Relays

81546-01

Dual Hermetic Relays

Field-programmable Options

These options are field-programmable via plug-in jumpers. **Bold text** indicates options as shipped from the factory.

First Out Option

Enabled

Disabled

Alarm Time Delay Option

0.1 second

1 second

3 seconds

6 seconds

OK Mode Option

Nonlatching

Latching

NOT OK Channel Defeat

Disabled

Enabled

Alert Reset Option

Latching

Nonlatching

Danger Reset Option

Latching

Nonlatching

Recorder Outputs Option

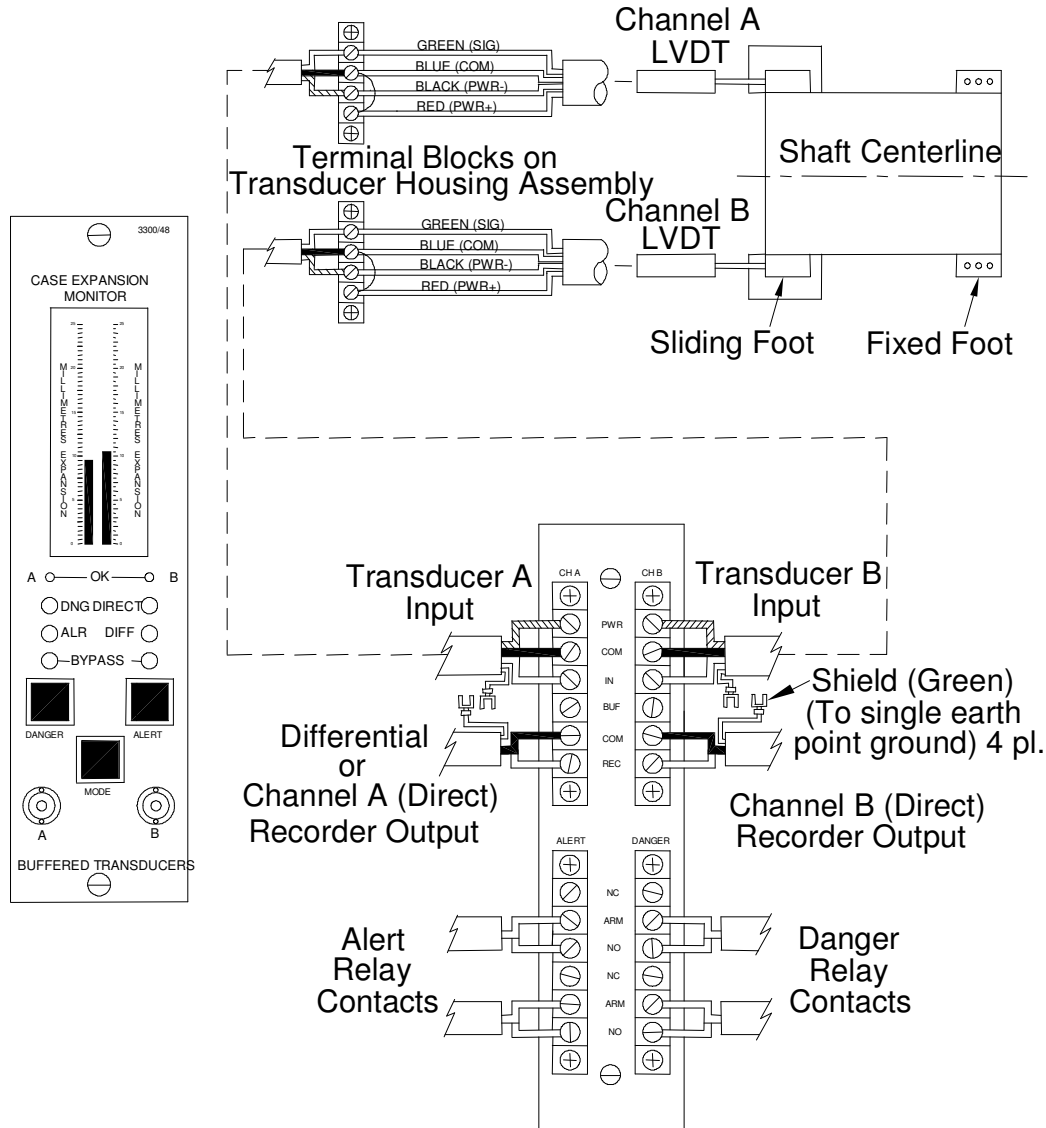
+4 to +20 mA

Specifications and Ordering Information
Part Number 141510-01
Rev. F (06/07)

	+1 to +5 Vdc		Danger Bypass Switch Option	Disabled
	0 to -10 Vdc			Enabled
Recorder Mode	Differential		Meter Response Time	Fast
	Direct			Slow
Alert Relay Mode Option	Normally de-energized		Channel B	On
	Normally energized			Off
Danger Relay Mode Option	Normally de-energized		Upscale Direction	Toward Transducer
	Normally energized			Away from Transducer

Field wiring diagram

3300/48 Case Expansion Monitor



Field wiring diagram for 3300/48 Case Expansion Monitor

Bently Nevada is a trademark of General Electric Company.

Copyright 1999. Bently Nevada LLC.
1631 Bently Parkway South, Minden, Nevada USA 89423
Phone: 775.782.3611 Fax: 775.215.2873
www.ge-energy.com/bently
All rights reserved.

Specifications and Ordering Information
Part Number 141510-01
Rev. F (06/07)

Page 6 of 6

Artisan Technology Group is an independent supplier of quality pre-owned equipment

Gold-standard solutions

Extend the life of your critical industrial, commercial, and military systems with our superior service and support.

We buy equipment

Planning to upgrade your current equipment? Have surplus equipment taking up shelf space? We'll give it a new home.

Learn more!

Visit us at [artisan^{tg}.com](https://www.artisantg.com) for more info on price quotes, drivers, technical specifications, manuals, and documentation.

Artisan Scientific Corporation dba Artisan Technology Group is not an affiliate, representative, or authorized distributor for any manufacturer listed herein.

We're here to make your life easier. How can we help you today?

(217) 352-9330 | sales@artisan^{tg}.com | [artisan^{tg}.com](https://www.artisantg.com)

